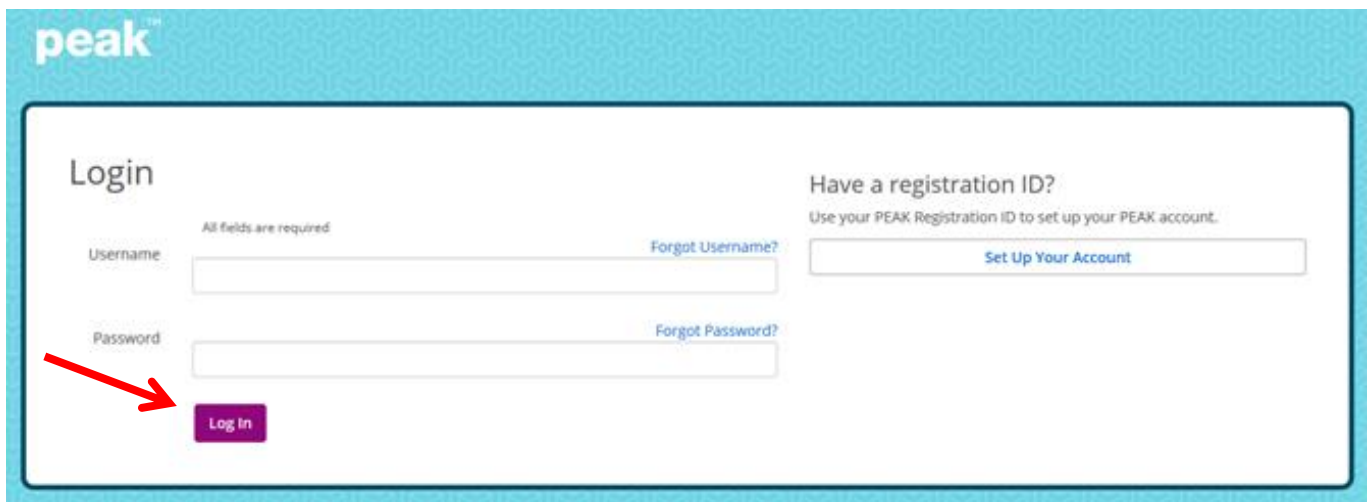


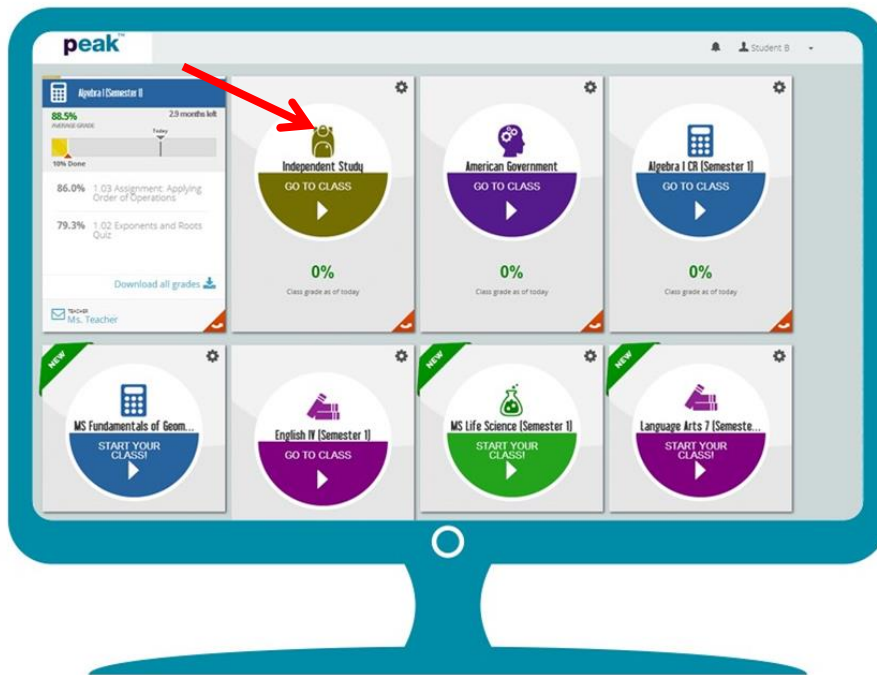
1. Go to our website www.agoraeagles.org and select **Online School Login**



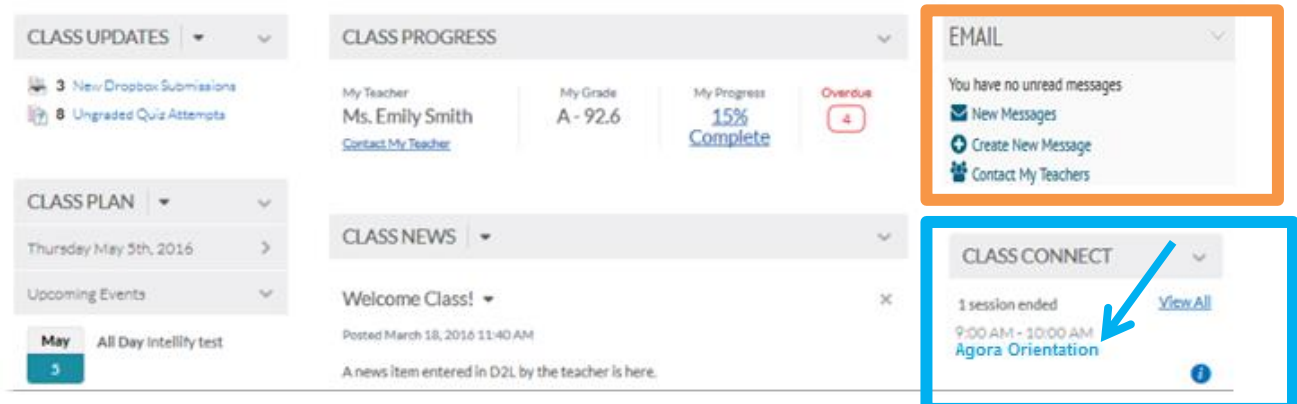
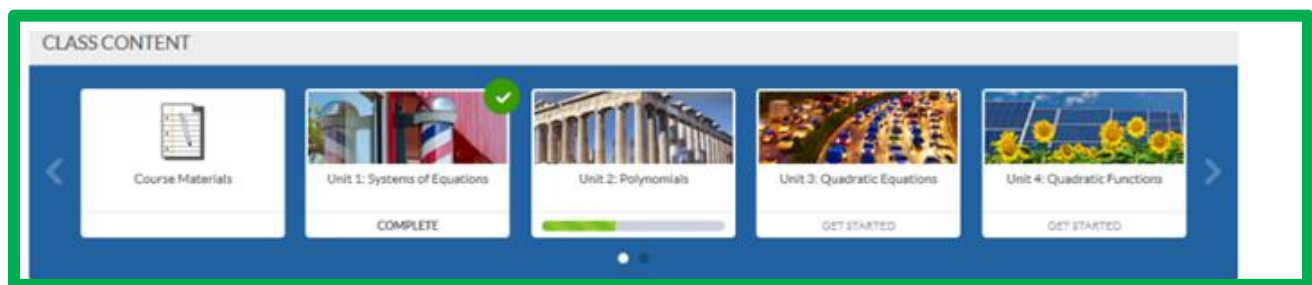
2. You will be directed to the PEAK platform. Enter the student's Username and Password and select **Log In**.
 - If experiencing technical problems or unsure of your login contact Agora Customer Care and Technical Support at 1-855-412-3712.



- Welcome to the PEAK dashboard! Here students are able to launch their online courses and view other helpful online features. To access the online school select a class card.



- Welcome to your Online School! From here students can view and send **messages** to teachers and administrators, attend **live sessions** by clicking on the links under **Class Connect**, access **online course content and assignments** by selecting the pictures under **CLASS CONTENT** and much more!



5. All students begin their first week of school by attending orientation live sessions. Once logged in to the student's Online School select the live session link under **Class Connect** at the session start time.

- Students cannot join live sessions until the scheduled start time.
- Review the information below for a more in-depth review of Class Connect.

The screenshot shows a mobile interface titled "Today's Class Connect" with a "View All" link. It lists four sessions:

- 1 session ended
- 9:00 - 9:30 REC_Math:Math Foundations 2 R Fall:1...
- 2:00 - 2:30 REQ_Literary Analysis Session 1
- 3:00 - 3:30 REQ_Leadership skills_4.01 English Tu...
- 3:30 - 4:00 Mr. Francom's PE Office Hours Pre-Calculus

At the bottom is a "Go to Class Connect" button. To the left is a detailed view for "Mr. Francom's PE Office Hours Pre-Calculus" showing the time (3:30 PM - 4:00 PM), session type, teacher (Doe, John), and an "Access Session" link.

Callout boxes provide the following information:

- Top Left (Blue box):** Students can access the current session by clicking the title of the session or by clicking the Information (i) icon and then "Access Session."
- Top Right (Orange box):** Sessions that have ended will be listed in a group. When attempting to access a session that has ended, Students will be able to launch the recording for that session. If a recording is not available, the following message display: *This Class Connect does not have any recordings.*
- Middle Right (Blue box):** Current sessions highlighted in blue
- Bottom Right (Green box):** Sessions that occur in the future will not be accessible until they start. Students will get the following message when clicking on a future session: *The online session is not open at this time. Please try again later.*
- Bottom Center (Purple box):** Clicking "Go To Class Connect" will take student to the main Class Connect view.

6. After selecting the live session link follow the prompts to launch Blackboard Collaborate and join the online classroom.

Contact Agora Customer Care and Technical Support **1-855-412-3712** if you experience technical difficulty logging into the online school or with the equipment. Contact your family coach if you do not see live sessions listed in the student's online school.

